

Instructions and Symbol Key for Design "Single Rose"




Use 2 Strands of Thread for Cross Stitch


<u>Symbol</u>	<u>Anchor</u>	<u>DMC</u>	<u>Symbol</u>	<u>Anchor</u>	<u>DMC</u>	<u>Symbol</u>	<u>Anchor</u>	<u>DMC</u>
1	42	309	4	271	819	8	681	3051
2	52	899	7	38	335	9	859	3052
3	24	776	=	858	524			

Use 1 Strand of Each Thread for Cross Stitch

<u>Symbol</u>	<u>Anchor</u>	<u>DMC</u>
6	23/73	818/963

Use 1 Strand of Thread for Backstitch

<u>Symbol</u>	<u>Anchor</u>	<u>DMC</u>	<u>Symbol</u>	<u>Anchor</u>	<u>DMC</u>
	59	326		1041	844
	403	310	The Signature and Title are Optional		

Fabric: 28 Count  Shows the Centre Point
 Stitches: 36 x 34
 Size: 2.57 x 2.43 inches or 6.53 x 6.17 cm

This chart has been designed and printed with our best intentions of being without mistakes. However, the possibility of human error, printing mistakes or the variation of individual stitching does exist, and we regret that we cannot be responsible for this.

It is advised that you stitch all the Cross Stitch first, before moving on to stitch the Back Stitch, to finish the picture.



@classic_stitch



info@classic-stitch.com



http://www.classic-stitch.com



www.facebook.com/ClassicStitch95



ClassicStitch95

Copyright © Classic Stitch 2017 All rights reserved.